

LIGHTING SOLUTIONS 2012



- /// OVER 2500 INNOVATIVE LIGHTING PRODUCTS
- /// TOP PRODUCTS FOR HOMES, HOTELS, SHOPS AND OFFICES
- /// TOP AVAILABILITY
- /// ALL PRODUCTS CAN BE ORDERED IN OUR ONLINE SHOP OR VIA LIVE-PHONE APP

PROJECT DEVELOPMENT – A COMPLETE SOLUTION

SCHRACK TECHNIK is the market leader in the area of energy and data technology. We offer optimised, coordinated systems and solutions for private, commercial and industrial applications.

Thanks to our many years of experience and involvement in standardisation and a wide range of committees, we are in the position to keep you informed about the latest technological developments and how to achieve the best possible return on your investment in building technology.

With specialist technical personnel in all areas, we can help you in many areas from when choosing the right technology, through to planning and even project realisation.



ENERGY TECHNOLOGY

ENCLOSURES AND CABINETS FOR ENERGY DISTRIBUTION, MODULAR PROTECTION DEVICES
MODULAR CONTROLLERS, SWITCHES, OVERVOLTAGE PROTECTION
FUSES, CONNECTION & CABLE LAYING TECHNOLOGY



INDUSTRY & PANEL BUILDING

RELAYS, TRANSFORMERS, METERS AND MEASURING EQUIPMENT
CIRCUIT BREAKERS AND SWITCH DISCONNECTORS, CONTACTORS AND MOTOR CONTACTORS
MAIN SWITCHES, CONTROL UNITS



BUILDING INSTALLATION TECHNOLOGY

SWITCHES AND SOCKETS, INSTALLATION MATERIALS
BUILDING SYSTEMS TECHNOLOGY
AND ACCESS CONTROL SYSTEMS



EMERGENCY LIGHTING & SYSTEMS

EMERGENCY LIGHTING
UPS SYSTEMS
COMPENSATION AND CO-DETECTION SYSTEMS




NETWORK TECHNOLOGY

COPPER AND FIBRE-OPTIC CABLING
ACTIVE COMPONENTS, NETWORK CABINETS
CABLING FOR DATA CENTRES



CABLES AND CONNECTIONS

PVC-, SINGLE-CORE, SHEATHED-, HOSE CABLES
PVC CONTROL LINES, REMOTE- AND FIRE ALARM CABLES
HIGH-CURRENT CABLES, COAXIAL CABLES, INDUSTRIAL CABLES, ELECTRONIC CABLES



LIGHT TECHNOLOGY

INDOOR AND OUTDOOR LIGHTING
TECHNICAL LIGHTING, DECORATIVE LIGHTING
SPECIAL LIGHTING, BULBS

GENERAL INFORMATION

- All **dimensioned drawings** are displayed within the confines of available space on the page and are only intended as a guide.
- All **circuit diagrams** are schematic wiring diagrams which are intended to allow better understanding of the function, and will need to be edited/added to during the course of project planning.
- All **images** represent samples of the product and are intended for information purposes only.

Unless otherwise stipulated, the current version of the General Terms of Delivery issued by The Association of the Austrian Electrical and Electronics Industries "FEEL" shall apply. You can find a copy of these at the end of this catalogue.

No liability for errors in text, type or images; we reserve the right to make changes to technical specifications of the product range.

The user information contained in this catalog reflect the opinion of the company at the time of writing. The information contained in it was assembled on the basis of published norms, specialist industry presentations, specialist literature and in-house expertise. The content is for informational purposes only and has no validity in law.

BASIC PRODUCTS

004 - 195



Ambience	004 - 027
Plaster luminaires	028 - 031
Table and floor luminaires	032 - 039
Pendant luminaires	040 - 091
Wall and ceiling luminaires	092 - 195

STAGE FACTORY LINE® professional shop-lighting

196 - 199



Stage Factory Line®	196 - 199
---------------------	-----------

TRACK SYSTEMS

200 - 278



3Phase high-voltage track system	201 - 229
1Phase high-voltage track system	230 - 237
Easytec® II high-voltage track system	238 - 253
Linux Light® low-voltage track system	254 - 263
C-Track® low-voltage track system	264 - 265
Glu-Trax® low-voltage track system	266 - 267
Mini Alu-Track low-voltage track system	268 - 269
Cabline low-voltage track system	270 - 271
Apollo low-voltage track system	272 - 273
Wave low-voltage track system	274 - 275
Low-voltage rope system	276 - 278

SPECIAL PRODUCT SERIES

279 - 297



Display and rod luminaires	280 - 293
Floor cupboard luminaires	294 - 297

RECESSED LUMINAIRES

298 - 401



New Tria series	302 - 303
Aixlight® Mod series	304 - 305
Special recessed luminaires	306 - 323
Aixlight® Pro system	324 - 333
Horn series	334 - 335
LED recessed luminaires	336 - 347
Recessed luminaires low-voltage	348 - 369
Recessed luminaires high-voltage	370 - 396
Twister system	397 - 399

OUTDOOR

402 - 559



Luminaire series and families	406 - 450
Floor lights	451 - 459
Wall and ceiling luminaires	460 - 490
Display lights	491 - 495
Spotlights	496 - 525
Recessed and surface mounted luminaires	526 - 559

DECORATIVE LIGHT

560 - 585



LIM® Light in Motion	561
LED Multifunction-module	562
Ledi Light® Fibre Set LED	563
Mini LED module chain	563
PenLight®	564 - 565
Light bars	566 - 567
LED strips	568 - 585

ACCESSORIES AND BULBS

586 - 617



LED converters	587
LED controllers	588 - 591
LED drivers	592 - 593
LED power units 12V=/24V=	594 - 595
Ballasts	595
Conventional transformers	596 - 597
Electronic transformers	598 - 599
General accessories	599 - 601
General bulbs	602 - 609
LED bulbs	610 - 613
Energy-saving bulbs	614 - 617

INDEX


618 - 626



Index	618 - 626
-------	-----------

AMBIENCE


Table luminaires



Floor luminaires



Ceiling luminaires



Wall luminaires



Pendant luminaires




SOPRANA WL-1

230~



Socket/Bulb:
E27/AGL (excl.)
40W max.
or
E27/EnergySaver (excl.)
up to max. length: 15 cm


Material:
Steel

Dimensions:
Shade-Ø/H: 15/18 cm
Arm-L: 30 cm
Canopy-W/H/D: 8,4/12/3 cm

Versions:
chrome/shade black
chrome/shade white

Art. No.:
155620
155621

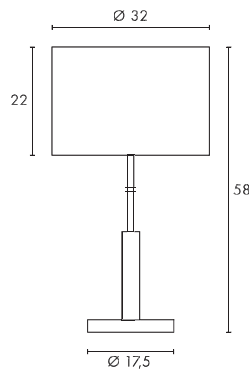
Recommended bulb:
15W, 2700K, 850lm, EEK=A
508740






SOPRANA TL-1

230~



Socket/Bulb:
E27/AGL (excl.)
60W max.
or
E27/EnergySaver (excl.)
up to max. length: 14,5 cm

Material:
Shade: textile/PS
Rod: steel/textile leather

Dimensions:
Mains cable L: 2 m

Accessory/Included parts:
Switch in mains cable (incl.)

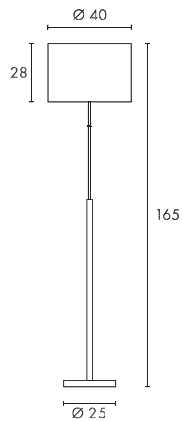
Versions:
chrome/black
Shade beige

Art. No.:
155412

Recommended bulb:
15W, 2700K, 800lm, EEF=A
508960


SOPRANA SL-1

230~



Socket/Bulb:
E27/AGL (excl.)
60W max.
or
E27/EnergySaver (excl.)
up to max. length: 17,5 cm

Material:
Shade: textile/PS
Rod: steel/textile leather

Dimensions:
Mains cable L: 2,15 m

Accessory/Included parts:
Foot switch in mains cable (incl.)

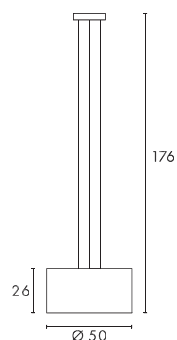
Versions:
chrome/black
Shade beige

Art. No.:
155422

Recommended bulb:
23W, 2700K, 1350lm, EEF=A
508970


SOPRANA PD-2

230~



Socket/Bulb:
E27/AGL (excl.)
3x 60W max.
or
E27/EnergySaver (excl.)
up to max. length: 14,5cm

Material:
Shade: textile/PS
Canopy: steel

Dimensions:
Canopy-Ø/H: 15/2,5 cm

Versions:
chrome
Shade beige

Art. No.:
155432

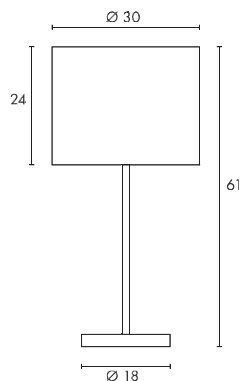
Recommended bulb:
23W, 2700K, 1350lm, EEF=A
508970





SOPRANA TL-2

230~



Socket/Bulb:
E27/AGL (excl.)
60W max.
or
E27/EnergySaver (excl.)
up to max. length: 14,5 cm

Material:
Shade: textile/PS
Rod/base: steel



Dimensions:
Mains cable-L: 2 m

Accessory/Included parts:
Switch in mains cable (incl.)

Versions:
metal brushed
Shade white
Shade beige

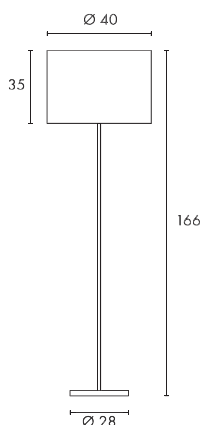
Art. No.:
155352
155353

Recommended bulb:
15W, 2700K, 800lm, EEK=A
508960



SOPRANA SL-2

230~



Socket/Bulb:
E27/AGL (excl.)
60W max.
or
E27/EnergySaver (excl.)
up to max. length: 17,5 cm

Material:
Shade: textile/PS
Rod/base: steel



Dimensions:
Mains cable-L: 2 m

Accessory/Included parts:
Foot switch in mains cable (incl.)

Versions:
metal brushed
Shade white
Shade beige

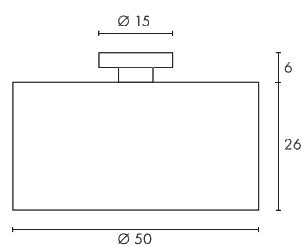
Art. No.:
155362
155363

Recommended bulb:
23W, 2700K, 1350lm, EEK=A
508970



SOPRANA CL-1

230~



Socket/Bulb:
E27/AGL (excl.)
3x 60W max.
or
E27/EnergySaver (excl.)
up to max. length: 14,5 cm


Material:
Steel/textile/PS
Pane: acrylic

Dimensions:
Product-Ø/H: 50/32 cm

Versions:
Canopy chrome
satinated acrylic glass
Shade white
Shade beige

Art. No.:
155372
155373

Recommended bulb:
23W, 2700K, 1350lm, EEK=A
508970

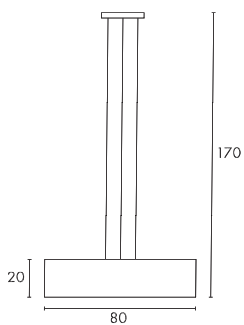






SOPRANA PD-1

230~



Socket/Bulb:
E27/AGL (excl.)
4x 60W max.
or
E27/EnergySaver (excl.)
up to max. length: 18 cm


Material:
Steel/textile/satinated glass

Dimensions:
L/W/H: 80/30/20 cm
Canopy-L/W/H: 22/8/2,5 cm

Versions:
Canopy chrome
Shade white
Shade beige

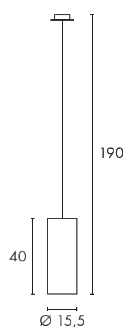
Art. No.:
155292
155293

Recommended bulb:
23W, 2700K, 1350lm, E27=A
508970



SOPRANA PD-3

230~



Socket/Bulb:
E27/AGL (excl.)
40W max.
or
E27/EnergySaver (excl.)
up to max. length: 14,5 cm



Material:
Steel/textile/PS

Dimensions:
Canopy-Ø/H: 12/3 cm

Versions:
Canopy chrome
Shade white
Shade beige

Art. No.:
155382
155383

Recommended bulb:
20W, 2700K, 1150lm, E27=A
508830



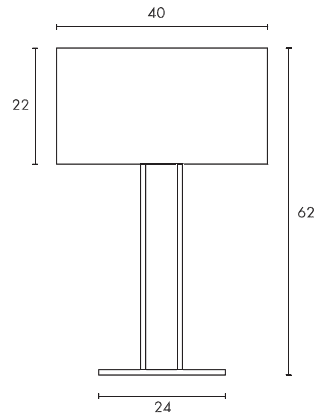






ACCANTO TWIN

230~



Socket/Bulb:
E27/AGL (excl.)
60W max.
or
E27/EnergySaver (excl.)
up to max. length: 14 cm

Material:
Shade: textile/PS
Base: steel

Dimensions:
L/W/H: 20/40/62 cm
Mains cable-L: 2 m

Accessory/Included parts:
Switch in mains cable (incl.)

Versions:
nickel brushed
Shade brown

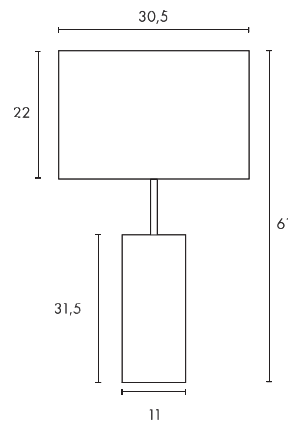
Art. No.:
155394

Recommended bulb:
15W, 2700K, 800lm, EEK=A
508820



ACCANTO

230~



Socket/Bulb:
E27/AGL (excl.)
60W max.
or
E27/EnergySaver (excl.)
up to max. length: 17,5 cm

Material:
Shade: textile/PS
Base: textile leather


Dimensions:
L/W/H: 30,5/30,5/61 cm
Mains cable-L: 1,85 m

Accessory/Included parts:
Switch in mains cable (incl.)

Versions:
chrome/black
Shade beige

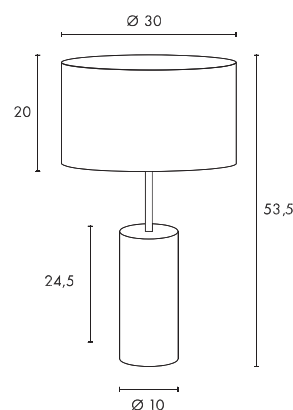
Art. No.:
155452

Recommended bulb:
15W, 2700K, 800lm, EEK=A
508820



DECREDO

230~



Socket/Bulb:
E27/AGL (excl.)
60W max.
or
E27/EnergySaver (excl.)
up to max. length: 14,5 cm

Material:
Shade: textile/PS
Base: steel/textile leather

Dimensions:
Mains cable-L: 1,85 m

Accessory/Included parts:
Switch in mains cable (incl.)

Versions:
metal brushed
Shade black

Art. No.:
155440

Recommended bulb:
15W, 2700K, 800lm, EEK=A
508820





CORDA

PENDANT LUMINAIRE



CORDA



230~



Socket/Bulb:
E27/AGL (excl.)
3x 60W max.
or
E27/EnergySaver (excl.)
up to max. length: 11,6 cm


Material:
Steel/textile/acrylic

Dimensions:
Canopy-Ø/H: 15/2,5 cm

Versions:
Canopy nickel brushed
satinéd acrylic glass
Shade black
Shade beige

Art. No.:
155400
155402

Recommended bulb:
11W, 2700K, 530lm, EEK=A
508950





The iridescent optic originates from the woven black and beige threads.

LASSON PD-3

230~



1,5 m



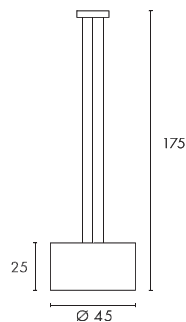
2,5



2,5



15/2,5



Socket/Bulb:
E27/AGL (excl.)
3x 60W max.
or
E27/EnergySaver (excl.)
up to max. length: 13 cm

Material:
Steel/textile/satinated glass

Dimensions:
Canopy-Ø/H: 15/2,5 cm

Versions:

Canopy nickel brushed
Shade black
Shade beige

Art. No.:

155300
155301

Recommended bulb:
23W, 2700K, 1350lm, EFK=A
508970



LASSON PD-2

230~



1,5 m



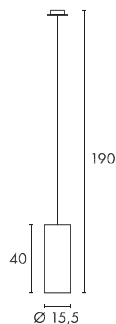
0,6



0,6



12/3



Socket/Bulb:
E27/AGL (excl.)
40W max.
or
E27/EnergySaver (excl.)
up to max. length: 14,5 cm

Material:
Steel/textile/PS

Dimensions:
Canopy-Ø/H: 12/3 cm

Versions:
Canopy chrome
Shade black

Art. No.:
155380

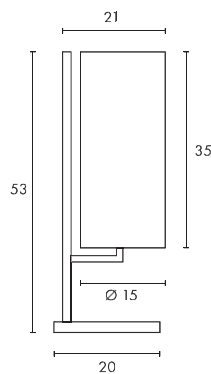
Recommended bulb:
20W, 2700K, 1150lm, EEK=A
508830





LASSON TL-1

230~



Socket/Bulb:
E27/AGL (excl.)
40W max.
or
E27/EnergySaver (excl.)
up to max. length: 14,5 cm

Material:
Steel/textile/PS

Dimensions:
L/W/H: 21/15/53 cm
Mains cable-L: 2 m

Accessory/Included parts:
Switch in mains cable (incl.)

Versions:
chrome/black

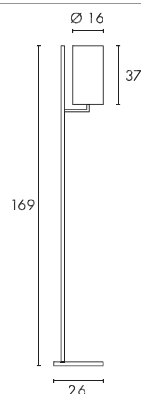
Art. No.:
155600

Recommended bulb:
20W, 2700K, 1150lm, E27, A
508830



LASSON SL-1

230~



Socket/Bulb:
E27/AGL (excl.)
40W max.
or
E27/EnergySaver (excl.)
up to max. length: 14,5 cm

Material:
Steel/textile/PS

Dimensions:
L/W/H: 26/16/169 cm
Mains cable-L: 2 m

Accessory/Included parts:
Foot switch in mains cable (incl.)

Versions:
chrome/black

Art. No.:
155610

Recommended bulb:
20W, 2700K, 1150lm, E27, A
508830





The iridescent optic of the Lasson lampshades originates from the woven black and beige threads.

LASSON WL-1

230~



Socket/Bulb:
E27/AGL (excl.)
2x 40W max.
or
E27/EnergySaver (excl.)
up to max. Ø: 5 cm

Material:
Steel/textile/PS

Dimensions:
W/H/D: 60/18/12 cm
Canopy-W/H/D: 35/12/2 cm

Versions:
Shade black

Art. No.:
155330

Recommended bulb:
20W, 2700K, 1150lm, EEK=A
508830



LASSON WL-2

230~



Socket/Bulb:
E27/AGL (excl.)
2x 40W max.
or
E27/EnergySaver (excl.)

Material:
Steel/textile/PS

Dimensions:
W/H/D: 20/60/20 cm
Canopy-W/H/D: 11/45,5/2,5 cm

Versions:
Shade black
Shade beige


Art. No.:
155310
155311

Recommended bulb:
20W, 2700K, 1150lm, EEK=A
508830



LASSON CL-1

230~



Socket/Bulb:
E27/AGL (excl.)
60W max.
or
E27/EnergySaver (excl.)
up to max. l: 26 cm

Material:
Steel/textile/PS

Dimensions:
L/W/H: 20/20/33 cm

Versions:
Shade black
Shade beige

Art. No.:
155320
155321

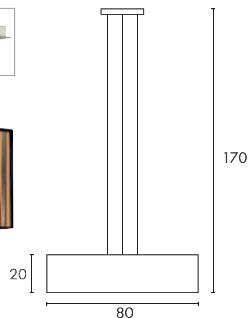
Recommended bulb:
20W, 2700K, 1150lm, EEK=A
508830





LASSON PD-1

230~



Socket/Bulb:
E27/AGL (excl.)
4x 60W max.
or
E27/EnergySaver (excl.)
up to max. Ø/L: 8/18 cm

Material:
Steel/textile/satinated glass


Dimensions:
L/W/H: 80/30/20 cm
Canopy-L/W/H: 22/8/2,5 cm

Versions:
Canopy chrome
Shade black
Shade beige

Art. No.:
155290
155291

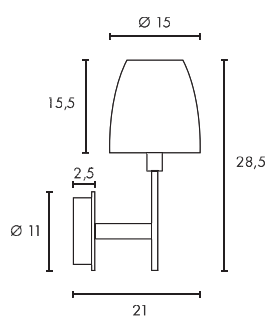
Recommended bulb:
23W, 2700K, 1350lm, EEC=A
508970





RIOTTE WALL

230~


Socket/Bulb:

E14/AGL (excl.)
40W max.
or
E14/EnergySaver (excl.)
up to max. Ø/L: 5/11,5 cm

Material:

Steel/satinated glass

Dimensions:

Product-Ø/H/D: 15/28,5/21 cm
Shade-Ø/H: 15/15,5 cm
Canopy-Ø/H: 11/2,5 cm

Versions:

chrome/glass satinated

Art. No.:
146922

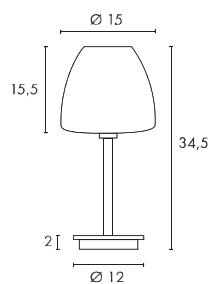
Recommended bulb:

7W, 2700K, 285lm, EEC=A
508800



RIOTTE SMALL

230~


Socket/Bulb:

E14/AGL (excl.)
40W max.
or
E14/EnergySaver (excl.)
up to max. Ø/L: 5/11,5 cm

Material:

Steel/satinated glass

Dimensions:

Product-Ø/H: 15/34,5 cm
Mains cable-L: 1,5 m

Accessory/Included parts:

Switch in mains cable (incl.)

Versions:

chrome/glass satinated

Art. No.:
146902

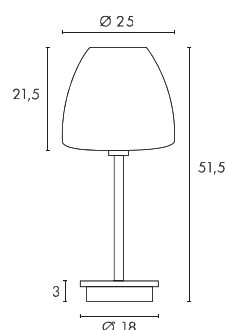
Recommended bulb:

7W, 2700K, 285lm, FFK=A
508800



RIOTTE

230~


Socket/Bulb:

E27/AGL (excl.)
60W max.
or
E27/EnergySaver (excl.)
up to max. Ø/L: 6/15 cm

Material:

Steel/satinated glass

Dimensions:

Product-Ø/H: 25/51,5 cm
Mains cable-L: 1,5 m

Accessory/Included parts:

Switch in mains cable (incl.)

Versions:

chrome/glass satinated

Art. No.:
146912

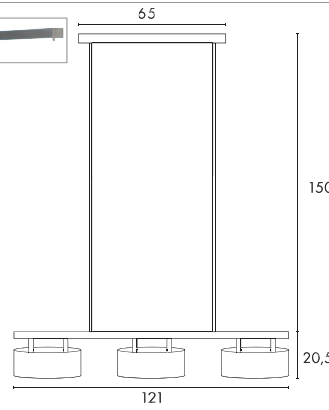

Recommended bulb:

23W, 2700K, 1350lm, EEC=A
508970




ROVEN

230~



Socket/Bulb:
 E14/AGL (excl.)
 3x 40W max.
 or
 E14/EnergySaver (excl.)
 up to max. Ø/L: 5/12 cm

Material:
 Steel/satined glass

Dimensions:
 L/W/H: 121/12,5/20,5 cm
 Shade-L/W: 29,5/12,5 cm
 Canopy-L/W/H: 65/5/4 cm

Accessory/Included parts:
 Canopy (incl.)

Versions:
 metal brushed/white

Art. No.:
 133600

Recommended bulb:
 11W, 2/00K, 530lm, EEK=A
 508810





NEW BANKERS

230~



Socket/Bulb:
E27/AGL (excl.)
60W max.
or
E27/EnergySaver (excl.)
up to max. Ø/L: 7/16 cm

Material:
Steel/glass

Dimensions:
L/W/H: 38/26/37 cm
Mains cable-L: 1,8 m

Accessory/Included parts:
Switch in mains cable (incl.)

Versions:
chrome/glass white


Art. No.:
146192

Recommended bulb:
15W, 2700K, 800lm, EEK=A
508960



MALANG CL-1

230~



Socket/Bulb:
E27/AGL (excl.)
2x 60W max.
or
E27/EnergySaver (excl.)
up to max. Ø/L: 5,5/13,5 cm

Material:
Steel/satinated glass

Dimensions:
Product-Ø/H: 32/13,5 cm

Versions:
chrome/glass satinated

Art. No.:
146942

Recommended bulb:
15W, 2700K, 800lm, EEK=A
508960



MALANG PD-1

230~



Socket/Bulb:
E27/AGL (excl.)
60W max.
or
E27/EnergySaver (excl.)
up to max. L: 15,8 cm

Material:
Aluminium/satinated glass

Dimensions:
Shade-Ø/H: 32/22 cm
Canopy-Ø/H: 13/2,5 cm

Accessory/Included parts:
Canopy (incl.)

Versions:
chrome/glass satinated

Art. No.:
133592

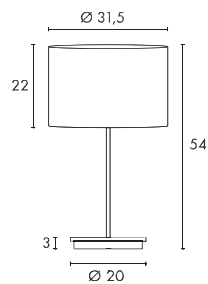
Recommended bulb:
20W, 2700K, 1150lm, EEK=A
508830





MALANG TL-1

230~



Socket/Bulb:
E27/AGL (excl.)
60W max.
or
E27/EnergySaver (excl.)
up to max. Ø/L: 5,5/12,5 cm

Material:
Steel/satined glass

Dimensions:
Mains cable-L: 1,5 m

Accessory/Included parts:
Switch in mains cable (incl.)

Versions:
chrome/glass satined

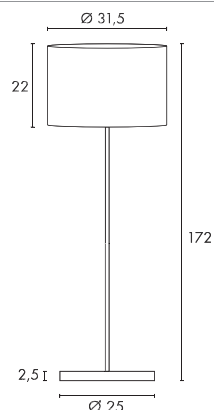
Art. No.:
146952

Recommended bulb:
15W, 2700K, 800lm, EEC=A
508960



MALANG SL-1

230~



Socket/Bulb:
E27/AGL (excl.)
60W max.
or
E27/EnergySaver (excl.)
up to max. Ø/L: 5,5/12,5 cm

Material:
Steel/satined glass

Dimensions:
Mains cable-L: 1,5 m

Accessory/Included parts:
Foot switch in mains cable (incl.)

Versions:
chrome/glass satined

Art. No.:
146962

Recommended bulb:
15W, 2700K, 800lm, EEC=A
508960





FORCHINI PD-1

230~



Socket/Bulb:
E27/AGL (excl.)
40W max.
or
E27/EnergySaver (excl.)
up to max. length: 20 cm

Material:
Steel/glass fiber reinforced plastic
Textile cable in housing colour

Dimensions:
Shade-Ø/H: 50/25,5 cm
Canopy-Ø/H: 11/2 cm

Accessory/Included parts:
Canopy chrome (incl.)

Versions:
black/chrome
inner silver
inner gold

white/chrome
inner silver
inner gold

Art. No.:

155520
155530

155521
155531

Recommended bulb:
20W, 2700K, 1150lm, EEK=A
508830



FORCHINI PD-2

230~



Socket/Bulb:
E27/AGL (excl.)
40W max.
or
E27/EnergySaver (excl.)
up to max. length: 14 cm

Material:
Steel/glass fiber reinforced plastic
Textile cable in housing colour

Dimensions:
Shade-Ø/H: 38/19 cm
Canopy-Ø/H: 11/2 cm

Accessory/Included parts:
Canopy chrome (incl.)

Versions:
black/chrome
inner silver
inner gold

white/chrome
inner silver
inner gold

Art. No.:

155500
155510

155501
155511

Recommended bulb:
15W, 2700K, 800lm, EEK=A
508820









PD 115 E27

230~



Socket/Bulb:
E27/AGL (excl.)
60W max.
or
E27/EnergySaver (excl.)
25W max.

Material:
Steel/aluminium
Red textile cable

Dimensions:
Shade-Ø/H: 40,5/38 cm
Canopy-Ø/H: 12/3 cm

Accessory/Included parts:
Canopy chrome (incl.)

Versions:
black
white

Art. No.:
155470
155471

Recommended bulb:
20W, 2700K, 1150lm, EEK=A
508830



CONE SHADE, TINTO/SATIN Design by CDC

230~



Socket/Bulb:
E27/AGL (excl.)
60W max.
or
E27/EnergySaver (excl.)
up to max. L: 17,5 cm

Material:
Steel/aluminium (165500)
Steel/glass (165501)
Black textile cable

Dimensions:
Ø/H: 26,5/35 cm
Canopy-Ø/H: 9/2 cm

Accessory/Included parts:
Canopy (incl.)

Versions:
Cone Shade Tinto
black/chrome

Cone Shade Satin
white/chrome

Art. No.:
165500
165501

Recommended bulb:
20W, 2700K, 1150lm, EEK=A
508830






↑ Wall lamp GL 101 E14 (148013), individually coated with wall paint.

PLASTER LUMINAIRES



Recessed luminaires
Low voltage




Wall luminaires
High voltage




Recessed luminaires
LED



Ceiling luminaires
High voltage






Art. No.: 148010
GL 100 SLOT
Plaster wall lamp

Material:
Plaster/steel

Recommended bulb:
11W, 2700K, 530lm, EEK=A
508810



Art. No.: 148013
GL 101 E14
Plaster wall lamp

Material:
Plaster/steel

Recommended bulb:
11W, 2700K, 530lm, EEK=A
508810



Art. No.: 148012
GL 102 CURVE
Plaster wall lamp

Material:
Plaster/steel

Recommended bulb:
100W EnergySaver ≈ 150W
2700K, 1900lm, EEK=C
519215



Art. No.: 148011
GL 103 T5
Plaster wall lamp

Material:
Plaster/steel/glass

Accessory/Included parts:
Electronic ballast (incl.)

Recommended bulb:
8W, 3500K, 400lm
591293



(PU see page 617)

PLASTER WALL LAMPS high voltage

230~

Article No.	Description	Colour	Voltage	Socket/ Bulb (excl.)	Wattage bulb	Width in cm	Height in cm	Depth in cm	Weight
148010	GL 100 Slot	white	230V AC	E14/AGL or E14/EnergySaver up to max. L:12 cm	40W max.	9,0	24,0	9,0	0,81 kg
148013	GL 101 E14	white	230V AC	E14/AGL or E14/EnergySaver up to max. L:12 cm	40W max.	28,0	13,0	14,0	1,25 kg
148012	GL 102 Curve	white	230V AC	R7s/R7s, 78 mm	100W max.	36,0	6,5	170	1,58 kg
148011	GL 103 T5	white	230V AC	G5/T5 EnergySaver	8W	36,0	6,0	10,0	1,30 kg

Accessory/Included parts: Fine abrasive paper for surface cleaning (incl)
The lamps can be painted over with wall paint after priming.



Art. No.: 148002



Art. No.: 148001

GL 104/105 E27 plaster ceiling lamps

230~

Material:
Plaster/steel/glass


Recommended bulb:
15W, 2700K, 800lm, EEK=A
508960



Article No.	Description	Colour	Voltage	Socket/ Bulb (excl.)	Wattage bulb	Ø in cm	Length in cm	Width in cm	Height in cm	Weight
148002	GL 104 E27	white	230V AC	E27/AGL or E27/EnergySaver	2x 25W max. or 2x 15W max. up to max. Ø/L:5/14 cm	-	25,0	25,0	9,5	2,6 kg
148001	GL 105 E27	white	230V AC	E27/AGL or E27/EnergySaver	2x 25W max. or 2x 15W max. up to max. Ø/L:5/14 cm	31,0	-	-	8,0	2,3 kg

Accessory/Included parts: Fine abrasive paper for surface cleaning (incl)
The lamps can be painted over with wall paint after priming.





flush, Art. No.: 148022



overlying, Art. No.: 148022



overlying, Art. No.: 148020



overlying, Art. No.: 148021

GL plaster recessed lamps



Material:
Plaster/steel

Accessory/Included parts:
Transformer(excl.)
Fine abrasive paper for surface cleaning (incl.)

Note:
Do not cover the rear side of the lamp with insulating material!
The lamps can be painted over with wall paint after priming.

Recommended bulb:
35W, 2700K, 810cd, 38°
536338



Recommended transformer:
FN Minitrafo 1, 10-60VA, 12~461060



Article No.	Description	Colour	Voltage	Socket/Bulb (excl.)	Wattage bulb	Ø in cm	Length in cm	Width in cm	Depth in cm	Cut-out in cm	Installation depth in cm	Application range	Weight
148022	GL 108 Indi	white	12V AC	G5,3/MR16	35W max.	-	14,0	14,0	13,0	12,0/12,0	12,0	Wall/ceiling	0,68 kg
Only suitable for cavity ceilings with a material thickness of max. 10-20 mm by overlying and 10-15 mm by flush installation. The specification on the cut-out apply to overlying installation.													
148020	GL 109 Horn	white	12V AC	G5,3/MR16	35W max.	13,0	-	-	13,5	Ø 11,0	13,0	Ceiling	0,43 kg
148021	GL 110 MR16	white	12V AC	G5,3/MR16	35W max.	-	13,0	13,0	14,0	11,5/11,5	13,0	Ceiling	0,50 kg
Only suitable for cavity ceilings with a material thickness of max. 15 mm by overlying and 10-15 mm by flush installation.													

← Mounting instruction for the flush installation of the plaster lamps. The GL 107 DekLED (148031) is shown here, see below.



overlying, Art. No.: 148030



overlying, Art. No.: 148031

GL 106/107 DekLED plaster recessed lamps



Material:
Plaster/steel

Accessory/Included parts:
Fine abrasive paper for surface cleaning (incl.)
LED converter (excl.)

Note:
The lamps can be painted over with wall paint after priming.

DekLED lamp insert:
1W white 112241
1W warm white 112242
350mA



Recommended transformer:
LED driver 3W, 350mA
464108



Article No.	Description	Colour	Bulb (excl.)	Wattage Bulb	Ø in cm	Length in cm	Width in cm	Depth in cm	Cut-out in cm	Installation depth in cm	Weight
148030	GL 106 DekLED	white	1 DekLED lamp insert	1W	15,0	-	-	9,0	Ø 13,5	4,0	0,7 kg
148031	GL 107 DekLED	white	1 DekLED lamp insert	1W	-	19,0	17,0	5,0	17,0/15,0	4,0	1,0 kg
Only suitable for cavity ceilings with a material thickness of max. 20 mm by overlying and 10-15 mm by flush installation.											



TABLE & FLOOR LUMINAIRES


Table luminaires



Floor luminaires



Floor spotlights





WORK LIGHT FLOOR Design by CDC

230~



Series: page 049



Two switches to operate the lamp with half or full luminous power.

Socket/Bulb:
2G11/TC-L EnergySaver (excl.)
4x 55W

Material:
Aluminium/plastic

Dimensions:
W/H/D: 42/185/60 cm
Base-L/W: 40/34,2 cm
Mains cable-L: 2 m

Accessory/Included parts:
Electronic ballast (incl.)
2 switches (incl.)
Mains plug (incl.)
Grid (excl.)

Versions:
silver grey

Art. No.:
157152

Recommended bulb:
55W, 4000K, 4800lm, EEK=A
508451



ACCESSORY for Work Light Floor



Darklight Grid
Ultra clean aluminium,
high-gloss finished
L/W/H: 54,3/14/5 cm

Art. No.:
157154

According to DIN 5035-7 the Darklight Grid is suitable for display work stations. It provides a glare-free light and optimal illuminated work place. Two grids are needed for one lamp.



PICOSI DESK

230~
mA
700

LED
1 pce.

60°

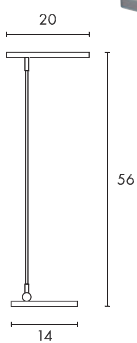
45°

2

Home icon

Product icon

LED
LEDTEC



Bulb:
Power LED
6W

Material:
Aluminium/steel

Dimensions:
Head-L/W/H: 20/6,5/1,2 cm
Rod-L: 52 cm
Mains cable-L: 2 m

Accessory/Included parts:
Switch in lamp head (incl.)
Power supply (incl.)

Versions:
chrome


white
silver grey

Art. No.:
146072

146071
146074







With the table lamp Cygnis our product designers followed the conceptual formulation to create an high-class table lamp with the shape lines reduced to the essentials for a simple, elegant living style.

Together with modern LED technology Cygnis captivates with its puristical elegant design and high functionality. The ultra flat 6W LED surface machtes the clear, geometrical shaped lines and provides a clear, warm white light out-

put. The switch of the 41 cm high, entirely aluminium produces designer lamp is included in the connection lead. With the integrated LED driver in the mains plug the lamp is ready for use with 230V.

CYGNIS Design by CDC

230V
~
400mA

LED
1pce.

120°

1,0



LED
LEDTEC



Bulb:
Planar LED (incl.)
6W

Material:
Aluminium

Dimensions:
Product-L/W/H: 40,5/14/41 cm
Mains cable-L: 2 m

Accessory/Included parts:
Plug-in power supply (incl.)
Switch in mains cable (incl.)

Hinweis:
Power supply: protection class 2
prim.: 230V/50Hz
sec.: 15V/400mA

Versions:
alu brushed
LED 4000K

Art. No.:
146046


DEWI DESK


Socket/Bulb:
G6,35/pin-socket (incl.)
50W max.

Versions:
silver grey
ceramic white

Art. No.:
146209

Material:
Aluminium/ceramic

Dimensions:
Jib arm: 42/39 cm
Base-Ø: 20 cm
Shade-Ø: 9 cm
Mains cable-L: 1,9 m

Recommended bulb:
50W, 2700K, 900lm
512250



Accessory/Included parts:
Transformer (incl.)
2-step switch (incl.)
Mains plug (incl.)

DEWI FLOOR


Socket/Bulb:
G6,35/pin-socket (incl.)
50W max.

Versions:
silver grey
ceramic white

Art. No.:
146509

Material:
Aluminium/ceramic

Dimensions:
Jib arm: 42/39 cm
Base-Ø: 23 cm
Shade-Ø: 9 cm
Rod-L: 85 cm
Mains cable-L: 1,9 m

Recommended bulb:
50W, 2700K, 900lm
512250



Accessory/Included parts:
Transformer (incl.)
2-step switch (incl.)
Mains plug (incl.)



KALU FLOOR 1 Design by CDC



Series: page 124, 320



Socket/Bulb:
G53/QRB111 (excl.)
50W max.

Material:
Aluminium

Dimensions:
L/W/H: 15/9/19,2 cm
Mains cable-L: 2 m

Accessory/Included parts:
Electronic transformer (incl.)
Foot switch in mains cable (incl.)

Versions:
alu brushed

Art. No.:
147286

Recommended bulb:
50W EnergySaver \approx 75W
545752, 24°, 3000K, 5800cd



Recommended bulb:
PowerLED 10W, 40°, 430lm
550132 warm white



KALU FLOOR 2 Design by CDC



Series: page 124, 320



Socket/Bulb:
G53/QRB111 (excl.)
2x 50W max.

Material:
Aluminium

Dimensions:
L/W/H: 30/9/19,2 cm
Mains cable-L: 2 m

Accessory/Included parts:
Electronic transformer (incl.)
Foot switch in mains cable (incl.)

Versions:
alu brushed

Art. No.:
147296

Recommended bulb:
50W EnergySaver \approx 75W
545752, 24°, 3000K, 5800cd



Recommended bulb:
PowerLED 10W, 40°, 430lm
550132 warm white



KALU 2 FLOOR



Series: page 126



Socket/Bulb:
GU10/ES111 (excl.)
2x 75W max.
or
DomeLED ES111 (excl.)
2x 9W

Material:
Aluminium

Dimensions:
W/H/D: 30,5/21/16 cm
Mains cable-L: 2 m

Accessory/Included parts:
Foot switch in mains cable (incl.)

Versions:
alu brushed

Art. No.:
147736

Recommended bulb:
75W, 24°, 2700K, 2000cd
575672



Recommended bulb:
DomeLED 9W, 25°, 333lm
550382 warm white



LIGHT EYE FLOOR Design by CDC



Series: page 071, 072, 135, 224, 225, 241, 256



Socket/Bulb:
GU10/ES111 (excl.)
75W max.

Material:
Steel

Dimensions:
Product-H: 19 cm
Head- \varnothing : 14,5 cm
Base- \varnothing : 18 cm
Mains cable-L: 2 m

Accessory/Included parts:
Foot switch in mains cable (incl.)

Versions:
chrome

Art. No.:
132862

Recommended bulb:
75W, 24°, 2700K, 2000cd
575672








↑ Pendant luminaire Q-Line Double (155022) see page 052.

PENDANT LUMINAIRES

Linear fluorescent
and
grid luminaires for
display work station



Page 050




Page 051




Page 051



Page 049



Page 049



Page 055




Page 052




Page 055



Page 056



Page 056



Page 058



Page 058



Page 052




Page 042



Page 045



Page 045




Page 046




Page 046

Series Aixlight®
MR16
GU10
QRB111
ES111



Page 063




Page 063



Page 063



Page 063




Page 064




Page 065



Page 064



Page 064



Page 064

Series Grill

Page 061 Page 061 Page 061

Single luminaires and light objects

Page 072 Page 072 Page 076 Page 068 Page 067

Page 076 Page 076 Page 078 Page 075 Page 075 Page 078

Page 079 Page 079 Page 080 Page 080 Page 081 Page 081

Page 071 Page 071

Page 073 Page 085 Page 085

Page 071 Page 071 Page 074 Page 074 Page 073 Page 088

Page 083 Page 083 Page 083 Page 084 Page 083

Page 090 Page 090 Page 090 Page 090

Professional lamps for the commercial use.

EFFICIENT
PROlight

Page 091 Page 091 Page 091 Page 091 Page 088

LED luminaires

LED
LESTEC

Page 066 Page 059 Page 090 Page 086




AIXLIGHT®

PENDANT SYSTEM Design by CDC



4 STEPS TO AIXLIGHT® PENDANT SYSTEM




1. Select the base frame for an individual mounting of lighting modules.
Alternatively or additionally the T5-element is available.



3. Select the combination of lighting modules to assemble the base frames.



2. Direct connection of base frames and T5-elements with the frame connectors (1 set per connection).
Alternatively, it can be mounted via the connection box, which serves as feed-in box as well. One screw-set is needed for every scheduled frame.




4. Pendant luminaires or spots can be integrated into the Aixlight® Pendant System with the spotbox.
The Spotbox will be inserted into the frame like a lighting module.




Art. No.: 154704




Art. No.: 154714

BASE FRAME for Aixlight® Pendant System**Material:**
Aluminium**Note:**
The base frame can be equipped individually with lamp modules.**Accessory/Included parts:**
Suspension (incl.)

Article No.	Description	Colour	Length in cm	Width in cm	Height in cm	Weight
154704	Aixlight® Pendant System base frame 1	silver grey	110	22,5	4,5	2,5 kg
154714	Aixlight® Pendant System base frame 2	silver grey	160	22,5	4,5	3,54 kg



Art. No.: 154814

Direct connection to the connection/
feed-in box is possible (ill. right).In combination with the Tron canopy,
it can be used as an independent
pendant luminaire (ill. left)**T5 ELEMENT** for Aixlight® Pendant System

230~



EEI=A2



1,8m

**Material:**
Aluminium**Accessory/Included parts:**
Suspension (incl.)
Electronic ballast (incl.)
Canopy (excl.)**Canopy Tron:**
L/W/H: 10/5,5/3 cm
925190, silver grey**Recommended bulb:**
54W, 3000K, 4450lm
548054**Dimensions:**
Supply line-L: 1,8 m

Strain relief (incl.)

(PU see page 617)

Article No.	Description	Colour	Voltage	Socket/ Bulb (excl.)	Wattage Bulb	Length in cm	Width in cm	Height in cm
154814	T5 Element	silver grey	230V AC	G5/T5 EnergySaver	2x 54W	130,0	22,6	5,0

Art. No.: 154774
1 QRB MODULE
for Aixlight® Pendant System**Material:**
Aluminium**Dimensions:**
Supply line-L: 1,8 m**Accessory/Included parts:**
Electronic transformer (incl.)Art. No.: 154784
2 QRB MODULE
for Aixlight® Pendant System**Material:**
Aluminium**Dimensions:**
Supply line-L: 1,8 m**Accessory/Included parts:**
Electronic transformer (incl.)**HIEFFICIENT
PROFIlight.**Art. No.: 154794
70W HQI MODULE
for Aixlight® Pendant System**Material:**
Aluminium**Dimensions:**
Supply line-L: 1,8 m**Accessory/Included parts:**
Electronic ballast (incl.)

Angle of radiation of the reflector: 38°

Art. No.: 154804
PL MODULE
for Aixlight® Pendant System**Material:**
Aluminium**Dimensions:**
Supply line-L: 1,8 m**Accessory/Included parts:**
Electronic ballast (incl.)**Recommended bulb:**
75W, 24°, 2700K, 3000cd
543724**Recommended bulb:**
75W, 24°, 2700K, 3000cd
543724**Recommended bulb:**
70W
507130, 3000K, 6600lm
507131, 4200K, 12700lm**Recommended bulb:**
36W, 2700K, 2900lm, EEK=A
590144**LAMP-MODULE** for Aixlight® Pendant System


Article No.	Description	Colour	Voltage	Socket/ Bulb (excl.)	Wattage Bulb	Energy efficiency category ballast	Length in cm	Width in cm	Height in cm	Rotation/ swivel range	Weight
154774	1 QRB Module	silver grey	230V AC/12V AC	G53/QRB111	100W max.	-	32,0	19,0	8,0	cardanic/60°	1,5 kg
154784	2 QRB Module	silver grey	230V AC/12V AC	G53/QRB111	2x 100W max.	-	47,5	19,0	8,0	cardanic/60°	1,85 kg
154794	70W HQI Module	silver grey	230V AC	G12/CDM-T	70W	EEI=A2	32,0	19,0	16,0	cardanic/60°	1,97 kg
154804	PL Module	silver grey	230V AC	2G11/TC-L EnergySaver	2x 36W	EEI=A2	50,0	18,0	7,5	-	2,6 kg

For application in the base frame of the Aixlight® Pendant System. For operating, at least one base frame and the canopy is needed.



↑ The Aixlight Pendant System in combination with Spotbox and pendant luminaire Cone Shade (see page 027).


ACCESSORY for Aixlight® Pendant System



230~




Canopy with feed-in cable Art. No.: 154734
Steel, silver grey
L/W/H: 11/10/4 cm
Supply line-L: 2,5 m
max. current: 16A.



230~




Connection/feed-in box Art. No.: 154724
Aluminium, silver grey
L/W/H: 22,5/22,5/3,5 cm



Frame connector Art. No.: 154754
Aluminium, silver grey, 2 pce.
W/H/D: 7/2,5/2 cm

2 knurled-head screws (incl.)



Connecting scw-set Art. No.: 154744
Steel, chrome, 2 pce.
Total-Ø/L: 1,5/2 cm

One screw set is needed for every scheduled frame.



Spotbox Art. No.: 154764
Aluminium, silver grey,
L/W/H: 18,5/10/3,5 cm





AIXLIGHT® SHOP 1 Design by CDC



Socket/Bulb:
R7s/R7s, 118 mm (excl.)
2x 200W max.
and
GU10/ES111 (excl.)
2x 75W max.

Material:
Aluminium

Dimensions:
L/W/H: 1178/19/12 cm
Canopy-L/W/H: 7,4/4/2,5 cm

Accessory/Included parts:
Canopy (incl.)

Note: Dimmable

Versions:
silver grey

Art. No.:
154382

Recommended bulb:
130W EnergySaver ≈ 200W
2700K, 2600lm, EEK=C
519222



Recommended bulb:
75W, 24°, 2700K, 2000cd
575672



AIXLIGHT® SHOP 2 Design by CDC



Socket/Bulb:
Rx7s/HQI-TS (excl.)
2x 70W
and
G53/QRB111 (excl.)
2x 75W max.

Material:
Aluminium

Dimensions:
L/W/H: 1178/19/12 cm
Canopy-L/W/H: 7,4/4/2,5 cm

Accessory/Included parts:
Electronic ballast (incl.)
Electronic transformer (incl.)
Canopy (incl.)

Versions:
silver grey

Art. No.:
154392

Recommended bulb:
70W, 4200K, 6500lm
509071



Recommended bulb:
75W, 24°, 2700K, 3000cd
543724




AIXLIGHT® OFFICE Design by CDC

230~



Series: Page 123



Socket/Bulb:
G13/T8 EnergySaver (excl.)
2x 36W
and
GU10/ES111 (excl.)
2x 75W max.

Material:
Aluminium
Diffusor PMMA


Dimensions:
L/W/H: 183/19/9 cm
Canopy-L/W/H: 7,4/4/2,5 cm

Accessory/Included parts:
Low-loss ballast (incl.)
Canopy (incl.)

Versions:
silver grey

Art. No.:
154332

Recommended bulb:
75W, 24°, 2700K, 2000cd
575672


AIXLIGHT® PD 118 T5 Design by CDC

230~



Socket/Bulb:
G5/T5 EnergySaver (excl.)
2x 39W
and
GU10/ES111 (excl.)
2x 75W max.

Material:
Aluminium/plastic

Dimensions:
L/W/H: 120/16/5,5 cm
Canopy-L/W/H: 10/5,4/3 cm

Accessory/Included parts:
Electronic ballast (incl.)
Canopy (incl.)

Versions:
silver grey/white▼

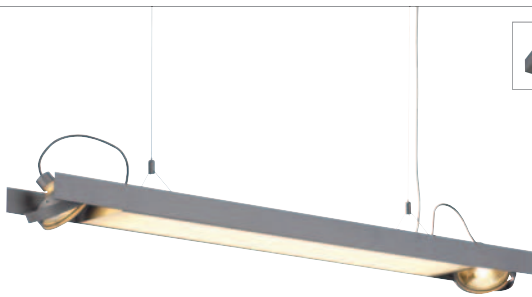
Art. No.:
154904

Recommended bulb:
75W, 24°, 2700K, 2000cd
575672



Recommended bulb:
39W, 3000K, 3220lm
548039

[PU see page 617]


AIXLIGHT® PD 119 T5 Design by CDC

230~



Socket/Bulb:
G5/T5 EnergySaver (excl.)
2x 54W
and
GU10/ES111 (excl.)
2x 75W max.

Material:
Aluminium/plastic

Dimensions:
L/W/H: 150/16/6,5 cm
Canopy-L/W/H: 10/5,4/3 cm

Accessory/Included parts:
Electronic ballast (incl.)
Canopy (incl.)

Versions:
silver grey/white▼


Art. No.:
154914

Recommended bulb:
75W, 24°, 2700K, 2000cd
575672



Recommended bulb:
54W, 3000K, 4450lm
548054

[PU see page 617]







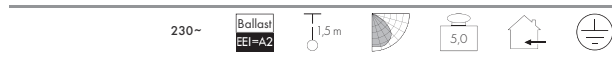


The pendant luminaires Long Grill and Work light are equipped with a Dark-Light grid, suitable for display work stations according to DIN 5035-7. This allows an optimal illuminated work station and glare free light.

Series: page 185



LONG GRILL 2x 28W / 2x 54W



Socket/Bulb: G5/T5 EnergySaver (excl.) 2x 28W/2x 54W	Versions: silver grey 2x 28W 2x 54W	Art. No.: 157514 157524
---	---	--------------------------------------

Material:
Aluminium

Dimensions:
L/W/H: 126/23/5,5 cm
Canopy-L/W/H: 7,5/7,5/2,5 cm

Accessory/Included parts:
Electronic ballast (incl.)
Canopy (incl.)

Recommended bulb:
28W, 3000K, 2640lm
548028

(PU see page 617)

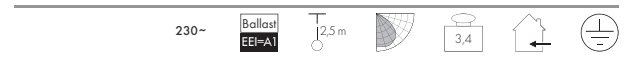
Recommended bulb:
54W, 3000K, 4450lm
548054

(PU see page 617)

Series: page 033



WORK LIGHT PENDANT Design by CDC



Socket/Bulb: G5/T5 EnergySaver (excl.) 2x 54W	Versions: silver grey	Art. No.: 157284
--	---------------------------------	----------------------------

Material:
Aluminium

Dimensions:
L/W/H: 122,5/18,5/6 cm
Canopy-L/W/H: 7,5/7,5/2,5 cm

Accessory/Included parts:
Electronic ballast (incl.)
Canopy (incl.)
Grid (incl.)

Note:
Dimmable via 1-10V.


Recommended bulb:
54W, 3000K, 4450lm
548054

(PU see page 617)



HANG UP

230~



Socket/Bulb:
G13/T8 EnergySaver (excl.)
2x 36W

Material:
Aluminium

Dimensions:
L/W/H: 161/13/7 cm


Accessory/Included parts:
Low-loss ballast (incl.)
Canopy (excl.)
Supply line (excl.)

Versions:
alu anodized

Art. No.:
160802

The grid lamp has a mirror finish reflector with chrome grid for a downwards directed, glare free light.
The electrical connection of several lamps is possible.


ACCESSORY for Hang Up



Connection set
silver grey

Art. No.:
160812

For the mechanical connection of two lamps.



Corner connector
silver grey
L/W/H: 18/18/7 cm

Art. No.:
160822



Canopy Tron
silver grey
L/W/H: 10/5,5/3 cm
Strain relief (incl.)

Art. No.:
925190




RIFFA PD-101/PD-102

230~



Series: page 183



Socket/Bulb:
G5/T5 EnergySaver (excl.)
54W/2x 54W

Versions:
silver grey
Riffa PD-101

Art. No.:
158304

Riffa PD-101

Material:
Aluminium

Riffa PD-102

158314

Riffa PD-102

Dimensions:
L/W/H: 120/7/8 cm (158304)
L/W/H: 120/18/8 cm (158314)
Canopy-L/W/H: 7,5/7,5/2,5 cm

Accessory/Included parts:
Electronic ballast (incl.)
Canopy (incl.)

Recommended bulb:
54W, 3000K, 4450lm
548054

(PU see page 617)



The lamps can be connected with the connection set. **One set** for the Riffa PD-101 and **two sets** for the Riffa PD-102 are needed.

Note:
Dimmable via 1-10V.


ACCESSORY for Riffa PD-101/PD-102



Connection set
silver grey
W/H/D: 7/8/0,5 cm

Art. No.:
158320

For the straight, mechanical
connection of two lamps.



The pendant luminaires Riffa PD-101 and Riffa PD-102 are equipped with a Dark-Light grid, suitable for display work station according to DIN 5035-7. This allows an optimal illuminated work station and glare free light.



Q-LINE

DESIGN BY CDC

Series: page 170



Q-LINE SINGLE Design by CDC



230~



Socket/Bulb:

G5/T5 EnergySaver (excl.)
1x 35W

Versions:

white/chrome
alu natural/anthracite

Art. No.:

155011
155012

Material:

Aluminium anodized
Diffusor acrylic

Recommended bulb:

35W, 3000K, 3320lm
548035

Dimensions:

L/W/H: 151/5,7/9,8 cm
Canopy-L/W/H: 7,4/4/2,5 cm

(PU see page 617)

Accessory/Included parts:

Electronic ballast (incl.)
Canopy (incl.)

Q-LINE DOUBLE Design by CDC



230~



Socket/Bulb:

G5/T5 EnergySaver (excl.)
2x 35W

Versions:

white/chrome
alu natural/anthracite

Art. No.:

155021
155022

Material:

Aluminium anodized
Diffusor acrylic

Recommended bulb:

35W, 3000K, 3320lm
548035

Dimensions:


L/W/H: 151/15,5/7,5 cm
Canopy-L/W/H: 7,4/4/2,5 cm

(PU see page 617)

Accessory/Included parts:

Electronic ballast (incl.)
Canopy (incl.)

ACCESSORY for Q-Line



Longitudinal connector
white/chrome
alu natural
20 cm cable (incl.)
L/W/H: 6/5,7/5,1 cm

Art. No.:
155051
155052

For the straight connection of two
Q-Line profiles.








The illuminating part is steplessly pivoted 180°. Therefore the lamp can be used as uplight, downlight or wall light in suspended position.

OPEN GRILL SINGLE Design by CDC

230~



Socket/Bulb:
G5/T5 EnergySaver (excl.)
35W

Versions:
silver grey

Art. No.:
157494

Material:
Aluminium

Recommended bulb:
35W, 3000K, 3320lm
548035

Dimensions:
L/W/H: 162,5/4,5/4,5 cm
Canopy-L/W/H: 7,5/7,5/2,5 cm


(PU see page 617)

Accessory/Included parts:
Electronic ballast (incl.)
Canopy (incl.)

KUNO

230~

Series: page 182



Socket/Bulb:
G5/T5 EnergySaver (excl.)
2x 35W

Versions:
silver grey

Art. No.:
160832

Material:
Aluminium
Diffusor PMMA

Recommended bulb:
35W, 3000K, 3320lm
548035

Dimensions:
L/W/H: 149/13,5/3 cm

(PU see page 617)

Accessory/Included parts:
Electronic ballast (incl.)
Canopy (excl.)

With open cable end! Canopy Tron must be ordered separately.


ACCESSORY for Kuno



Canopy Tron
silver grey
Strain relief (incl.)


Art. No.:
925190

L/W/H: 10/5,5/3 cm



DURANZ

230~



With open cable end!
Canopy Tron must be
ordered separately.

Socket/Bulb:
G5/T5 EnergySaver (excl.)
2x 35W

Material:
Aluminium/PMMA

Dimensions:
L/W/H: 151/18/4 cm

Accessory/Included parts:
Electronic ballast (incl.)
Canopy (excl.)

Versions:
silver grey

Art. No.:
160874

Recommended bulb:
35W, 3000K, 3320lm
548035

(PU see page 617)



ACCESSORY for Duranz



Canopy Tron
silver grey
Strain relief (incl.)

Art. No.:
925190

L/W/H: 10/5,5/3 cm

WORKLIGHT WAVE PD-1

230~



Series: page 167



Socket/Bulb:
G5/T5 EnergySaver (excl.)
2x 39W

Material:
Aluminium/PMMA

Accessory/Included parts:
Electronic ballast (incl.)
Canopy (incl.)

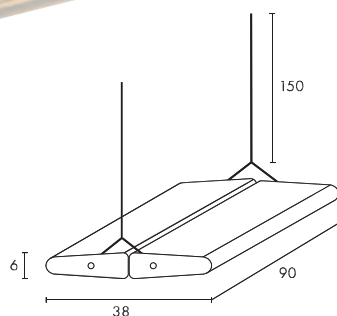
Note:
Calculated acrylic diffusor from BWF.

Versions:
silver grey

Art. No.:
157574

Recommended bulb:
39W, 3000K, 3220lm
548039

(PU see page 617)



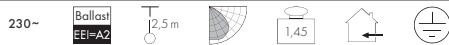




↑ i-line pendant with one diffuser pane. The pane is not included in the delivery. Please order separately (see below).



TWINTUBE



Socket/Bulb:
G5/T5 EnergySaver (excl.)
2x 39W

Versions:
silver grey

Art. No.:
149222



Material:
Plastic/aluminium
Tubes acrylic

Recommended bulb:
39W, 3000K, 3220lm
548039

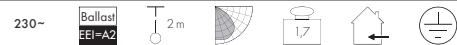
Dimensions:
L/W/H: 91/19,5/10 cm
Tube-Ø: 4,3 cm
Canopy-L/W/H: 7,4/4/2,5 cm

(PU see page 617)

Accessory/Included parts:
Electronic ballast (incl.)
Canopy (incl.)



i-LINE PENDANT horizontal



Socket/Bulb:
G5/T5 EnergySaver (excl.)
2x 39W

Versions:
silver grey

Art. No.:
157012

Material:
Aluminium

Recommended bulb:
39W, 3000K, 3220lm
548039

Dimensions:
L/W/H: 90/20,5/4 cm
Canopy-L/W/H: 7,4/4/2,5 cm

(PU see page 617)

Accessory/Included parts:
Electronic ballast (incl.)
Canopy (incl.)
Panels (excl.)

ACCESSORY for i-LINE pendant



Diffuser pane
white, frosted

Art. No.:
157031

L/W/H: 93/23,5/0,6 cm



LED PANEL PD 115

230~
24~

LED
96 pce.

T 2m

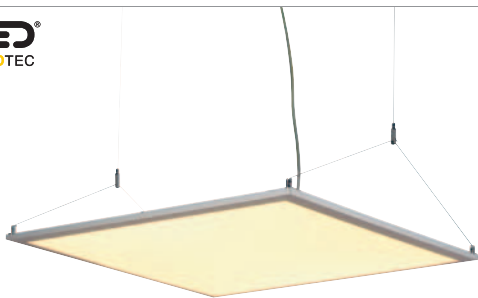
↑

120°

4,7

↑

⊕



Socket/Bulb:
SMD LED
53W


Material:
Aluminium/acrylic

Dimensions:
L/W/H: 59,6/59,6/4,5 cm
Canopy-L/W/H: 7,4/4/2,5 cm

Accessory/Included parts:
Power supply (incl.)

Versions:
silver anodized
LED white
5500K, 2500lm
LED warm white
3000K, 2420lm

Art. No.:
158511
158512







T5 OPEN GRILL Design by CDC

230~



Series: page 180



Socket/Bulb:
G5/T5 EnergySaver (excl.)
4x 24W

Material:
Aluminium

Dimensions:
L/W/H: 68/68/4,5 cm
Canopy-L/W/H: 7,5/7,5/2,5 cm

Accessory/Included parts:
Electronic ballast (incl.)
Canopy (incl.)

Versions:
silver grey

Art. No.:
157334

Recommended bulb:
24W, 3000K, 1700lm
548024

(PU see page 617)



T5 GRILL Design by CDC

230~



Series: page 180



Socket/Bulb:
G5/T5 EnergySaver (excl.)
4x 24W

Material:
Aluminium / acrylic

Dimensions:
L/W/H: 60,5/60,5/6,5 cm
Canopy-L/W/H: 7,5/7,5/2,5 cm

Accessory/Included parts:
Electronic ballast (incl.)
Canopy (incl.)
Satinated acrylic pane (incl.)

Versions:
silver grey

Art. No.:
157102

Recommended bulb:
24W, 3000K, 1700lm
548024

(PU see page 617)



T5 GRILL QRB Design by CDC

230~
12~

Socket/Bulb:
G5/T5 EnergySaver (excl.)
4x 24W
and
G53/QRB111 (excl.)
3x 50W max.

Material:
Aluminium/acrylic

Dimensions:
L/W/H: 60,5/60,5/6,5 cm
Canopy-L/W/H: 7,5/7,5/2,5 cm

Accessory/Included parts:
Electronic ballast (incl.)
Electronic transformer (incl.)
Canopy (incl.)
Satinated acrylic pane (incl.)

Versions:
silver grey

Art. No.:
157112

Recommended bulb:
24W, 3000K, 1700lm
548024

(PU see page 617)

Recommended bulb:
50W, 24°, 2700K, 2100cd
543524




The QRB111 and T5 bulbs can be switched separately.



**AIXLIGHT® LONG MR16** Design by CDC

Series: page 123

**Socket/Bulb:**
GU5,3/MR16 (excl.)
4x 50W max.**Versions:**
silver grey**Art. No.:**
154222**Material:**
Aluminium**Recommended bulb:**
50W, 40°, 2700K, 1500cd
535540**Dimensions:**
L/W/H: 61/13/3 cm
Canopy-L/W/H: 7,4/4/2,5 cm**Accessory/Included parts:**
Electronic transformer (incl.)
Canopy (incl.)

Dimmable with trailing-edge phase dimmer.

AIXLIGHT® SQUARE MR16 Design by CDC


Series: page 123

**Socket/Bulb:**
GU5,3/MR16 (excl.)
4x 50W max.**Versions:**
silver grey**Art. No.:**
154232**Material:**
Aluminium**Recommended bulb:**
50W, 40°, 2700K, 1500cd
535540**Dimensions:**
L/W/H: 35/24/3 cm
Canopy-L/W/H: 7,4/4/2,5 cm**Accessory/Included parts:**
Electronic transformer (incl.)
Canopy (incl.)

Dimmable with trailing-edge phase dimmer.

AIXLIGHT® LONG GU10 Design by CDC

Series: page 123

**Socket/Bulb:**
GU10/GU10 (excl.)
4x 50W max.**Versions:**
silver grey**Art. No.:**
154242**Material:**
Aluminium**Recommended bulb:**
35W EnergySaver \approx 50W
20°, 2800K, 1200cd
575370**Dimensions:**
L/W/H: 52,5/13/3 cm
Canopy-L/W/H: 7,4/4/2,5 cm**Accessory/Included parts:**
Canopy (incl.)**AIXLIGHT® SQUARE GU10** Design by CDC

Series: page 123

**Socket/Bulb:**
GU10/GU10 (excl.)
4x 50W max.**Versions:**
silver grey**Art. No.:**
154252**Material:**
Aluminium**Recommended bulb:**
35W EnergySaver \approx 50W
20°, 2800K, 1200cd
575370**Dimensions:**
L/W/H: 30,5/24/3 cm
Canopy-L/W/H: 7,4/4/2,5 cm**Accessory/Included parts:**
Canopy (incl.)**ACCESSORY** for Aixlight® Kardaframe (only for MR16 and QRB111)**Wall holder, short**
silver grey/2 pce.
Total-L: 4,2 cm**Art. No.:**
154302**Wall holder, long**
silver grey/2 pce.
Total-L: 16 cm**Art. No.:**
154312

AIXLIGHT® LONG QRB111 Design by CDC



Series: page 123



Socket/Bulb:
G53/QRB111 (excl.)
4x 50W max.

Versions:
silver grey

Art. No.:
154202

Material:
Aluminium

Recommended bulb:
50W EnergySaver \approx 75W
545752, 24°, 3000K, 5800cd



Dimensions:
L/W/H: 86,5/19/3 cm
Canopy-L/W/H: 7,4/4/2,5 cm

Accessory/Included parts:
Electronic transformer (incl.)
Canopy (incl.)

Dimmable with trailing-edge phase dimmer.

AIXLIGHT® SQUARE QRB111 Design by CDC



Series: page 123



Socket/Bulb:
G53/QRB111 (excl.)
4x 50W max.

Versions:
silver grey

Art. No.:
154212

Material:
Aluminium

Recommended bulb:
50W EnergySaver \approx 75W
545752, 24°, 3000K, 5800cd



Dimensions:
L/W/H: 35,5/45/3 cm
Canopy-L/W/H: 7,4/4/2,5 cm

Accessory/Included parts:
Electronic transformer (incl.)
Canopy (incl.)

Dimmable with trailing-edge phase dimmer.

AIXLIGHT® DUO ES111 Design by CDC



Series: page 123



Socket/Bulb:
GU10/ES111 (excl.)
2x 75W max.

Versions:
silver grey

Art. No.:
154352

Material:
Aluminium

Recommended bulb:
75W, 24°, 2700K, 2000cd
575672



Dimensions:
L/W/H: 44/19/10 cm
Canopy-L/W/H: 7,4/4/2,5 cm

Accessory/Included parts:
Canopy (incl.)

AIXLIGHT® SQUARE ES111 Design by CDC



Series: page 123



Socket/Bulb:
GU10/ES111 (excl.)
4x 75W max.

Versions:
silver grey

Art. No.:
154372

Material:
Aluminium

Recommended bulb:
75W, 24°, 2700K, 2000cd
575672



Dimensions:
L/W/H: 44/35,5/10 cm
Canopy-L/W/H: 7,4/4/2,5 cm

Accessory/Included parts:
Canopy (incl.)

ACCESSORY for Aixlight® Kardaframe (only for MR16 and QRB111)



Wall holder, short
silver grey/2 pce.
Total-L: 4,2 cm



Art. No.:
154302



Wall holder, long
silver grey/2 pce.
Total-L: 16 cm



Art. No.:
154312



AIXLIGHT® LONG ES111 Design by CDC

230~



Series: page 123



Socket/Bulb:
GU10/ES111 (excl.)
4x 75W max.

Versions:
silver grey

Art. No.:
154362


Material:
Aluminium

Dimensions:
L/W/H: 78/19/10 cm
Canopy-L/W/H: 7,4/4/2,5 cm

Recommended bulb:
75W, 24°, 2700K, 2000cd
575672



Accessory/Included parts:
Canopy (incl.)



066



CYGNIS PD-1 Design by CDC

230~



LED
LEDTEC



Socket/Bulb:
LED line (incl.)
4x 4W, 16W total

Material:
Aluminium

Dimensions:
L/W/H: 121/5/0,9 cm
Canopy-L/W/H: 54/4,2/4,2 cm

Accessory/Included parts:
LED converter (incl.)

Versions:
LED warm white
3000K, Ra80+
white matt
silver grey

Art. No.:
157561
157564



NAVALIS Design by CDC

230~



Socket/Bulb:
G5/T5 EnergySaver (excl.)
54W

Material:
Aluminium/polycarbonate

Dimensions:
L/W/H: 129,5/13,5/8 cm
Canopy L/W/H: 58,5/1/2,8 cm

Accessory/Included parts:
Electronic ballast (incl.)
Canopy (incl.)

Note:
Pendant luminaire can be dimmed at the housing.

Versions:
white
silver grey

Art. No.:
157801
157804

Recommended bulb:
54W, 3000K, 4450lm
548054

(PU see page 617)





CREST PD-1

DESIGN BY CDC

Series: page 177



CREST PD-1 Design by CDC



230~



Socket/Bulb:
G5/T5 EnergySaver (excl.)
2x 24W

Versions:
chrome/white

Art. No.:
133780


Material:
Zinc-cast chrome plated/PE

Recommended bulb:
24W, 3000K, 1700lm
548024

Dimensions:
Ø/L: 13,5/76 cm
Canopy-Ø/H: 12/3,2 cm

(PU see page 617)

Accessory/Included parts:
Electronic ballast (incl.)
Canopy (incl.)



The lamp can be suspended horizontal as well as vertical.







OVO ES111



Socket/Bulb:
GU10/ES111 (excl.)
75W max.

Versions:
white/chrome

Art. No.:
133641

Material:
Steel

chrome 133642

Dimensions:
Ø/H: 13,5/24,5 cm
Canopy-Ø/H: 8,5/2 cm

Recommended bulb:
75W, 24°, 2700K, 2000cd
575672



Accessory/Included parts:
Canopy (incl.)

Note:
Ovo ES111 white:
Canopy white, clear cable.
Ovo ES111 chrome:
Canopy chrome, black textile cable.

Series: page 038, 135, 224, 225, 241, 256



LIGHT EYE



Socket/Bulb:
GU10/ES111 (excl.)
75W max.

Versions:
white/chrome
chrome

Art. No.:
133481
133482

Material:
Steel

Dimensions:
Ø/H: 14,5/12 cm
Canopy-Ø/H: 8,5/2 cm

Recommended bulb:
75W, 24°, 2700K, 2000cd
575672



Accessory/Included parts:
Canopy (incl.)

Note:
Light Eye white:
Canopy white, clear cable.
Light Eye chrome:
Canopy chrome, black textile cable.



LIGHT EYE GLASS 4 Design by CDC

230~    



The two outer balls can be rotated 180°.
Canopy chrome, black textile cable.



Socket/Bulb:
GX53/GX53 EnergySaver (excl.)
4x 9W max.

Material:
Steel/glass

Dimensions:
L/W/H: 68/15/16,8 cm
Canopy-Ø/H: 8,5/2 cm

Accessory/Included parts:
Canopy (incl.)

Versions:
chrome
Glass satined

Art. No.:
133552


Recommended bulb:
9W, 2700K, 260lm
508860



LIGHT EYE X3

230~    

Series: page 038, 135, 224, 225, 241, 256



Socket/Bulb:
GU10/ES111 (excl.)
3x 75W max.



Material:
Steel

Dimensions:
Ø/H: 14,5/12 cm
Canopy-Ø/H: 8/3 cm

Accessory/Included parts:
Canopy (incl.)

Canopy chrome, black textile cable.
Variable angle of radiation through a height-adjustable cable ring.

Versions:
chrome

Art. No.:
133522

Recommended bulb:
75W, 24°, 2700K, 2000cd
575672





BIG LIGHT EYE Design by CDC

230~



Canopy chrome, black textile cable.



Socket/Bulb:
E27/AGL (excl.)
75W max.
or
E27/EnergySaver (excl.)
up to max. L: 17,5 cm

Material:
Steel/glass

Dimensions:
Ø/H: 25,5/27,5 cm
Canopy-Ø/H: 13/2 cm

Accessory/Included parts:
Canopy (incl.)

Versions:
chrome
Glass satined

Art. No.:
133562

Recommended bulb:
23W, 2700K, 1350lm, EEK=A
508970



ORION 40

230~



Socket/Bulb:
E27/AGL (excl.)
60W max.
or
E27/EnergySaver (excl.)
up to max. L: 16 cm

Material:
Steel/glass

Dimensions:
Ø/H: 40/20 cm
Canopy-Ø/H: 13/2,5 cm

Accessory/Included parts:
Canopy (incl.)

Versions:
chrome
Glass satined

Art. No.:
133611

Recommended bulb:
20W, 2700K, 1150lm, EEK=A
508830





SUN pendant luminaire

230~



1,5m



Series: page 097



Socket/Bulb:
E27/AGL (excl.)
75W max.
or
E27/EnergySaver (excl.)
up to max. Ø/L: 7/12 cm

Material:
Aluminium/glass

Dimensions:
Ø/H: 19/19 cm
Canopy-Ø/H: 6/3 cm

Accessory/Included parts:
Canopy (incl.)

Versions:
alu/white

Art. No.:
133511

Recommended bulb:
15W, 2700K, 800lm, EEK=A
508960



The lamp Sun is equipped with a mouth-blown glass shade.
Every lamp is an unique.

BIG SUN pendant luminaire


230~



1,5m



Series: page 097



Socket/Bulb:
E27/AGL (excl.)
75W max.
or
E27/EnergySaver (excl.)
up to max. Ø/L: 7/17,5 cm

Material:
Aluminium/glass

Dimensions:
Ø/H: 30/28 cm
Canopy-Ø/H: 8/3 cm

Accessory/Included parts:
Canopy (incl.)



Versions:
alu/white

Art. No.:
133581

Recommended bulb:
20W, 2700K, 1150lm, EEK=A
508830



The lamp Big Sun is equipped with a mouth-blown glass shade.
Every lamp is an unique.



TONGA 1/4

230~

1,5m



Tonga 1



Tonga 4



Socket/Bulb:
E14/AGL candle shape (excl.)
60W max.
or
E14/EnergySaver (excl.)
up to max. Ø/L: 5/13 cm

Material:
Tonga 1 glass
Tonga 4 ceramic

Dimensions:
Ø/H: 15/22 cm
Canopy-Ø/H: 6,8/5,7 cm

Accessory/Included parts:
Canopy (incl.)

Versions:
Tonga 1, glass
red orange

Tonga 4, ceramic
white

Art. No.:
133441
133444

Recommended bulb:
11W, 2700K, 530lm, EEK=A
508810



The lamp Tonga 1 is equipped with a mouth-blown coloured glass shade. Every lamp is an unique whereby the marbling can vary.



IGU

230~

Series: page 113



Socket/Bulb:
GU10/GU10 (excl.)
5x 50W max.

Material:
Aluminium/glass

Dimensions:
L/W/H: 60/9/18 cm
Canopy-L/W/H: 8/4,5/3 cm

Accessory/Included parts:
Canopy (incl.)

Versions:
silver grey
Glass white ▼
Glass smoky grey ▼

Art. No.:
157121
157122

Recommended bulb:
35W EnergySaver ≙ 50W
20°, 2800K, 1200cd
575370



BIG SURA SINGLE

230~

Series: page 108



Socket/Bulb:
G9/G9 (excl.)
40W max.

Material:
Aluminium/ceramic

Dimensions:
Shade-Ø/H: 9/16,8 cm
Canopy-Ø/H: 8,5/2 cm

Accessory/Included parts:
Canopy, chrome (incl.)

Versions:
chrome/white

Art. No.:
157252

Recommended bulb:
33W EnergySaver ≙ 40W
2700K, 460lm, EEK=C
519451



BIG SURA TRIPLE

230~

Series: page 108



Socket/Bulb:
G9/G9 (excl.)
3x 40W max.

Material:
Aluminium/ceramic

Dimensions:
Shade-Ø/H: 9/16,8 cm
Canopy-L/W/H: 64/3,5/3,5 cm

Accessory/Included parts:
Canopy, silver grey (incl.)

Versions:
chrome/white

Art. No.:
157272

Recommended bulb:
33W EnergySaver ≙ 40W
2700K, 460lm, EEK=C
519451

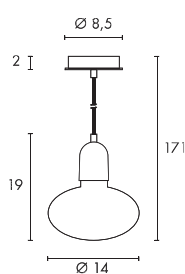






PIRUS

230~



Socket/Bulb:
E14/AGL candle shape (excl.)
40W max.
or
E14/EnergySaver (excl.)
up to max. Ø/L: 3,8/11,7 cm

Material:
Aluminium/glass
Red textile-coated cable.

Dimensions:
Head-Ø/H: 14/19 cm
Canopy-Ø/H: 8,5/2 cm

Accessory/Included parts:
Canopy (incl.)

Versions:
chrome
Glass satined

Art. No.:
133401

Recommended bulb:
11W, 2700K, 530lm, EEK=A
508810



BIBA 3

230~



Socket/Bulb:
E14/AGL candle shape (excl.)
60W max.
or
E14/EnergySaver (excl.)
up to max. Ø/L: 5/13 cm

Material:
Aluminium/glass

Dimensions:
Ø/H: 13/27 cm
Canopy-Ø/H: 8,5/2 cm

Accessory/Included parts:
Canopy (incl.)

Versions:
silver grey
Glass satined

Art. No.:
133464

Recommended bulb:
11W, 2700K, 530lm, EEK=A
508810




PERRI pendant luminaire

230~



Socket/Bulb:
E27/AGL (excl.)
75W max.
or
E27/EnergySaver (excl.)
up to max. Ø/L: 7/16 cm

Material:
Aluminium/glass

Dimensions:
Ø/H: 11/20 cm
Canopy-Ø/H: 6/3 cm

Accessory/Included parts:
Canopy (incl.)

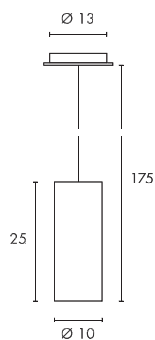
Versions:
alu/white

Art. No.:
133341

Recommended bulb:
20W, 2700K, 1150lm, FFK=A
508830


COMMO PD-1

230~



Socket/Bulb:
GX53/GX53 (excl.)
13W max.

Material:
Steel/glass

Dimensions:
Ø/H: 10/25 cm
Canopy-Ø/H: 13/3 cm

Accessory/Included parts:
Canopy (incl.)

Versions:
chrome/clear glass /satiné

Art. No.:
149380

Recommended bulb:
9W, 2700K, 260lm
508860





BARRO Design by CDC

230~ 1,5 m 0,6

Series: page 132, 133



Socket/Bulb:
GU10/GU10 (excl.)
50W max.
or
GU10/EnergySaver (excl.)

Material:
Aluminium

Dimensions:
Ø/H: 7,5/15 cm
Canopy-Ø/H: 6,8/5,7 cm

Accessory/Included parts:
Canopy (incl.)

Versions:
silver grey

Art. No.:
133432

Recommended bulb:
7W, 2700K, 120lm
508850



BARRO GLASS Design by CDC

230~ 1,5 m 0,7



Socket/Bulb:
GU10/GU10 (excl.)
35W max.
or
GU10/EnergySaver (excl.)

Material:
Aluminium/glass

Dimensions:
Ø/H: 7,5/19 cm
Canopy-Ø/H: 8,5/2 cm

Accessory/Included parts:
Canopy (incl.)

Versions:
chrome/clear

Art. No.:
133502

silver grey/clear

133504

Recommended bulb:
35W EnergySaver ± 50W
20°, 2800K, 1200cd
575370





ENOLA

230~  1.5m  07  



Socket/Bulb:
E27/AGL (excl.)
60W max.
or
E27/EnergySaver (excl.)

Material:
Aluminium

Dimensions:
Ø/H: 10/32 cm
Canopy-Ø/H: 13/3 cm

Accessory/Included parts:
Canopy (incl.)

Versions:
white
alu brushed

Art. No.:
149381
149385

Recommended bulb:
24W, 2500K, 1500lm, EEK=A
508417





WHEEL PC Design by CDC

230~



1,5m



2,8



Socket/Bulb:
G10q/T8-Ring EnergySaver (excl.)
40W
and
GU10/ES111 (excl.)
3x 50W max.

Material:
PC/steel

Dimensions:
Ø/H: 43,5/19 cm
Canopy-Ø/H: 10,5/5 cm

Accessory/Included parts:
Electronic ballast (incl.)
Canopy (incl.)

Versions:
silver grey/white

Art. No.:
149190

Recommended bulb:
50W, 2700K, 1300cd
575652



Recommended bulb:
40W, 3000K, 3200lm, EEK=B
548210



T8 ring-tube and ES111 bulb can be switched separately.

MEDO

230~



1,5m



2,8



Series: page 194



Socket/Bulb:
2GX13/T5-Ring EnergySaver (excl.)
40W

Material:
Aluminium/glass

Dimensions:
Ø/H: 38/9,5 cm
Canopy-Ø/H: 13/3 cm

Accessory/Included parts:
Electronic ballast (incl.)
Canopy (incl.)

Versions:
alu brushed
Glass satined

Art. No.:
149262

Recommended bulb:
40W, 3000K, 3400lm, EEK=A
548240


ISTU

230~



1,5m



3,2



Socket/Bulb:
G10q/T8-Ring EnergySaver (excl.)
1x 32W
1x 40W

Material:
Aluminium/glass

Dimensions:
Ø/H: 45/9 cm
Canopy-Ø/H: 10/3 cm

Accessory/Included parts:
Low-loss ballast (incl.)
Canopy (incl.)

Versions:
alu brushed
Glass satined

Art. No.:
149375

Recommended bulb:
32W, 3000K, 2375lm, EEK=B
548230



Recommended bulb:
40W, 3000K, 3200lm, EEK=B
548210



Two T8 ring-tubes for a homogeneous light effect.
The tubes can be switched separately.

TROMP PD-1

230~



1,8



Socket/Bulb:
E27/EnergySaver (excl.)
4x 23W max.
up to max. Ø: 5,2 cm

Material:
Aluminium/acrylic

Dimensions:
Ø/H: 45/11 cm
Canopy-Ø/H: 14/2 cm

Note:
Not suitable for standard light bulbs.

Versions:
alu brushed

Art. No.:
133622

Recommended bulb:
21W, 2500K, 1230lm, EEK=A
508416





MEDO PRO 60

230~



Illustration with optional
suspension set.

Socket/Bulb:
2G11/TC-L EnergySaver (excl.)
2x 24W
and
G5/T5 EnergySaver (excl.)
2x 24W

Material:
Aluminium/acrylic

Dimensions:
Product-Ø/H: 60/11,5 cm

Accessory/Included parts:
Electronic ballast (incl.)
Suspension set (excl.)

Medo Pro 60 is a ceiling lamp
which can also be used as pendant
luminaire with the optional obtainable
suspension set (see below).

Versions:
white
silver grey

Art. No.:
133801
133804

Recommended bulb:
24W, 2700K, 1800lm, EEC=A
508440



Recommended bulb:
24W, 3000K, 1700lm
548024



(PU see page 617)

SUSPENSION SET for Medo Pro 60

230~



Material:
Steel

Dimensions:
Canopy-Ø/H: 13/3 cm

Accessory/Included parts:
Set consisting of canopy,
rope suspending bracket as well as
1,8 m cable 3x 0,75mm².

Versions:
white
silver grey

Art. No.:
133811
133814



LIPSY® 1 Design by CDC

230~ Ballast EEI=A2 1,5 m 2,6

Series: page 188, 189



Two T8 ring-tubes for a homogeneous light effect.



Socket/Bulb:
G10q/T8-Ring EnergySaver (excl.)
1x 32W
1x 40W

Material:
Shade PMMA
Canopy steel

Dimensions:
Ø/H: 55/14,5 cm
Canopy-Ø/H: 12,5/2,5 cm

Accessory/Included parts:
Electronic ballast (incl.)
Canopy (incl.)

Versions:
white

Art. No.:
133721

Recommended bulb:
32W, 3000K, 2375lm, EEK=B
548230



Recommended bulb:
40W, 3000K, 3200lm, EEK=B
548210



LIPSY® 2 Design by CDC

230~ Ballast EEI=A2 1,5 m 5,0

Series: page 188, 189



Two T8 ring-tubes for a homogeneous light effect.
Upper and lower part can be switched separately.



Socket/Bulb:
G10q/T8-Ring EnergySaver (excl.)
2x 32W
2x 40W

Material:
Shade PMMA
Canopy steel

Dimensions:
Ø/H: 55/29 cm
Canopy-Ø/H: 12,5/2,5 cm

Accessory/Included parts:
Electronic ballast (incl.)
Canopy (incl.)

Versions:
white

Art. No.:
133722

Recommended bulb:
32W, 3000K, 2375lm, EEK=B
548230



Recommended bulb:
40W, 3000K, 3200lm, EEK=B
548210





MALANG LED

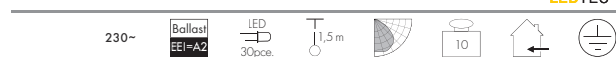
T5-Ring and RGB LED can be switched separately via external switches.
17 programs. Colour selectable.

Radio remote control to change the colours of the RGB LED.
Brightness and speed of colour change can be controlled.
Details on control function see page 589.

The Malang LED is also available with a build-in Master/Slave functionality to reach a precise coloured synchronization of several lamps.
For this purpose you need the Master version (147203), which can be connected to any number of Slave versions (147213) via control lines and thus can be connected in series. Please pay attention, that the maximum distance from the last Slave-version to the Master-version is 30 meter.



MALANG LED Design by CDC



Socket/Bulb:
2GX13/T5-Ring EnergySaver (excl.)
40W
and
3in1 RGB LED SMD Strip (incl.)
8,5W

Material:
Aluminium/glass

Dimensions:
Ø/H: 48/25 cm
Canopy-Ø/H: 15/3,5 cm

Accessory/Included parts:
Electronic ballast (incl.)
LED converter (incl.)
Canopy (incl.)
Radio remote control (incl.)
12V-battery (470620) for radio
remote control (incl.)
LED controller (incl.)

Versions:
Stand alone-Version
metal brushed/white/RGB 147223

Master-Version
metal brushed/white/RGB 147203

Slave-Version
metal brushed/white/RGB 147213

Recommended bulb:
40W, 3000K, 3400lm, EEK=A
548240







ROTOBALL



ROTOBALL E27 Design by CDC



230~



Socket/Bulb:
E27/EnergySaver (excl.)
up to max. Ø: 9,5 cm

Version:
silver grey
white

Art. No.:
165400

Material:
Steel/polyethene (PE)

Dimensions:
Ø: 50 cm
Canopy-Ø/H: 9,6/3,5 cm

Accessory/Included parts:
Canopy (incl.)

Recommended bulb:
24W, 2500K, 1500lm, EEK=A
508417



ROTOBALL HIT Design by CDC

PROFICIENT
light.

230~



Socket/Bulb:
G12/HQI-T, CDM-T (excl.)
150W

Version :
silver grey
white

Art. No.:
165420

Material:
Steel/polyethene (PE)

Dimensions:
Ø: 50 cm
Canopy-Ø/H: 9,6/3,5 cm

Accessory/Included parts:
Electronic ballast (incl.)
Canopy (incl.)

Recommended bulb:
150W, 3000K, 15000lm
507440







Art. No.: 165358/165350

PARA 380**Material:**
Aluminium**Accessory/Included parts:**
Canopy (incl.)
Chain (incl.)
Cable (excl.)**Recommended bulb:**
20W, 2700K, 1150lm, EEK=A
508830

Art. No.: 165100

PARA DOME 2 E27**Material:**
Aluminium/PC**Accessory/Included parts:**
Canopy (incl.)**Recommended bulb:**
20W, 2700K, 1150lm, EEK=A
508830**Reflector cover 330**
Product-Ø: 33 cm
165160

Art. No.: 165340

PARA MULTI 406**Material:**
Steel/acrylic**Accessory/Included parts:**
Canopy (incl.)**Recommended bulb:**
20W, 2700K, 1150lm, EEK=A
508830

Art. No.: 165204

PARA LED**Material:**
Aluminium**Accessory/Included parts:**
Canopy (incl.)**Recommended bulb:**
Philips Fortimo LED module.
Dimmable with trailing-edge phase dimmer.
18W, 4000K, 1100lm
56020120W, 2700K, 1100lm
560202**PARA**

230~



Article No.	Description	Colour	Socket/ Bulb (excl.)	Wattage Bulb	Ø in cm	Height in cm	Canopy dimensions Ø/H in cm	Length of pendant cable in m	Weight
165350	Para 380	silver grey/alu natural	E27/AGL, HMLI or E27/EnergySaver	260W max.	38,0	40,0	9,0/2,5	0,9	1,1 kg
165358	Para 380	alu natural	E27/AGL, HMLI or E27/EnergySaver	260W max.	38,0	40,0	9,0/2,5	0,9	1,1 kg
165100	Para Dome 2 E27	anthracite/transparent	E27/AGL or E27/EnergySaver	150W max.	33,0	30,0	12,5/3,5	1,5	1,4 kg
165340	Para Multi 406	silver grey	E27/AGL, HMLI or E27/EnergySaver	160W max.	41,0	39,0	8/2,7	3,0	3,0 kg
165204	Para LED	silver grey	-/Philips Fortimo LED disk-module	20W	32,0	29,5	11,0/5,0	1,5	1,28 kg


HiEFFICIENT
PROFIllight.


Art. No.: 165110

PARA DOME 2 HQI 70W
Material:
 Aluminium/PC

Accessory/Included parts:
 Conventional ballast (incl.)
 Canopy (incl.)

Recommended bulb:
 70W, 3800K
 508171

Reflector cover 330
 Product-Ø: 33 cm
 165160

HiEFFICIENT
PROFIllight.


Art. No.: 165140

PARA DOME 2 HQI 250W
Material:
 Aluminium/PC

Accessory/Included parts:
 Conventional ballast (incl.)
 Canopy (excl.)
 Chain (excl.)
 Cable (excl.)

Recommended bulb:
 250W, 4200K, 20000lm
 509180

Reflector cover 480
 Product-Ø: 48 cm
 165161

HiEFFICIENT
PROFIllight.

 70W: Art. No.: 165330
 150W: Art. No.: 165320

Design by CDC
PARA MULTI 406 BALLAST
Material:
 Steel/acrylic

Accessory/Included parts:
 Ballast: 70W electronic ballast /
 150W conventional ballast (incl.)
 Canopy (incl.)

Recommended bulb:
 70W, 3800K
 508171

Recommended bulb:
 150W, 3800K, 12500lm
 509171

HiEFFICIENT
PROFIllight.

 250W: Art. No.: 165360
 400W: Art. No.: 165370

Design by CDC
PARA MULTI 536
Material:
 Steel/acrylic

Accessory/Included parts:
 Acrylic-Refractor: LexaLite™, USA
 Conventional ballast (incl.)
 Canopy (incl.)

Recommended bulb:
 250W, 4200K, 20000lm
 509180

Recommended bulb:
 400W, 4200K, 40000lm
 509191

PARA

230~



Article No.	Description	Colour	Socket/ Bulb (excl.)	Wattage Bulb	Ø in cm	Height in cm	Canopy dimensions Ø/H in cm	Length of pendant cable in m	Energy efficiency category ballast	Weight
165110	Para Dome 2 HQI 70W	anthracite/transparent	E27/HQI-E	70W	33,0	42,0	12,5/3,5	1,5	EEL=A3	3,55 kg
165140	Para Dome 2 HQI 250W	silver grey	E40/HQI-E	250W	48,0	56,0	-	-	EEL=A3	6,85 kg
165330	Para Multi 406 Eballast 70W	silver grey	E27/HQI-E	70W	41,0	39,0	8/2,7	3,0	EEL=A3	3,06 kg
165320	Para Multi 406 ballast 150W	silver grey	E27/HQI-E	150W	41,0	39,0	8/2,7	3,0	EEL=A2	5,0 kg
165360 ▼	Para Multi 536 250W	silver grey	E40/HQI-E	250W	54,5	51,0	8/2,7	3,0	EEL=A3	9,8 kg
165370 ▼	Para Multi 536 400W	silver grey	E40/HQI-E	400W	54,5	51,0	8/2,7	3,0	EEL=A3	9,8 kg